

**MARCHESAN**

# 7010


SEMI STUBBLE WHEEL OFFSET  
DISK HARROW GCRO





MASTERING FIELDS: TATU MARCHESAN'S CUTTING-EDGE MODEL 7010 GCRO


Introducing the Model **7010 GCRO** by Tatu Marchesan, an innovative offset disk harrow with folding wings, designed to maximize flexibility and weight distribution without compromising its rugged, high-performance build. Tailored for large-acreage farm operations, this powerhouse excels at soil leveling, clod-breaking, and seamless incorporation of crop residue. Engineered with precision in mind, every pass across your fields guarantees exceptional results.



**Ruggedly Built Tatu Swivel Oil Bath Bearing Provides:**

- Low costs of disk harrow operation and maintenance;
- Reduced tractor power requirements;
- Lower fuel consumption per acre;
- Substantial longer life of tapered roller bearings, O'Ring and metallic rings.
- Exclusively manufactured by TATU Marchesan;

Its innovative folding wings ensure unparalleled adaptability, effortlessly navigating both tight corners and expansive terrain. Crafted for longevity and ease of use, the Model 7010 GCRO minimizes downtime while maximizing productivity, ready to conquer the toughest challenges season after season. More than just a disk harrow, it represents the future of farming - a legacy of excellence and innovation that will transform your farm. Elevate your farming experience with Tatu Marchesan and step into a new era of efficiency.



**Folding Wings:** The disc section folding system allows for a narrower equipment transport width. It comes equipped with a safety pin for secure transportation and a locking mechanism during operation.

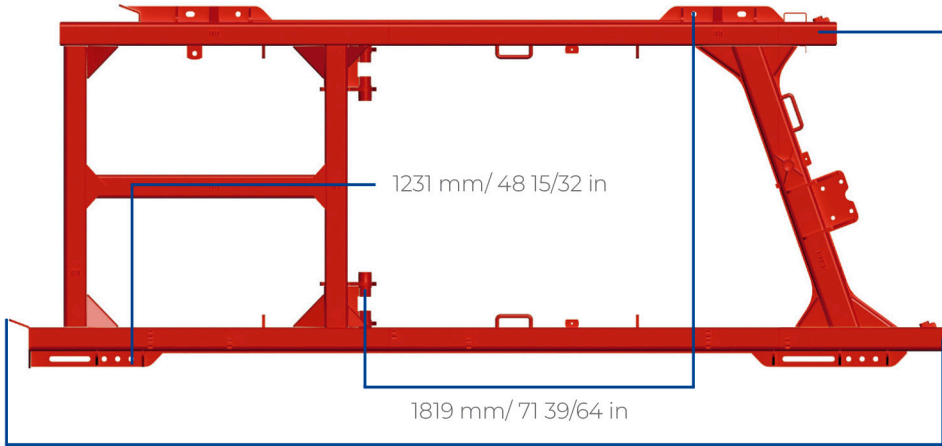
- STANDARD FEATURES:**
- 1.5/8" (41.3 mm), 1.3/4" (44.45 mm) or 2.1/8" (54 mm) round heat treated alloy steel gang axles;
  - Cast iron spacer spools;
  - Drawbar jackstand and safety chain;
  - Bolt on heavy duty bearing wear plates;
  - Quick adjustable swing tongue
  - Rear hook for leveling bar;
  - Adjustable gang axles of 18, 20 and 22 degrees;
  - Heavy duty adjustable disc blade scrapers;
  - Rear mounted hitch with hydraulic outlet;
  - Heat treated boron steel disc blades, notched front and rear;
  - Wing fold models include hydraulic folding cylinders, hoses and fittings.
  - Heavy duty wheel hubs .

**Hydraulic Cylinder Control:**

The group includes two hydraulic cylinders, hoses, ram stops for depth control and a transport lock.

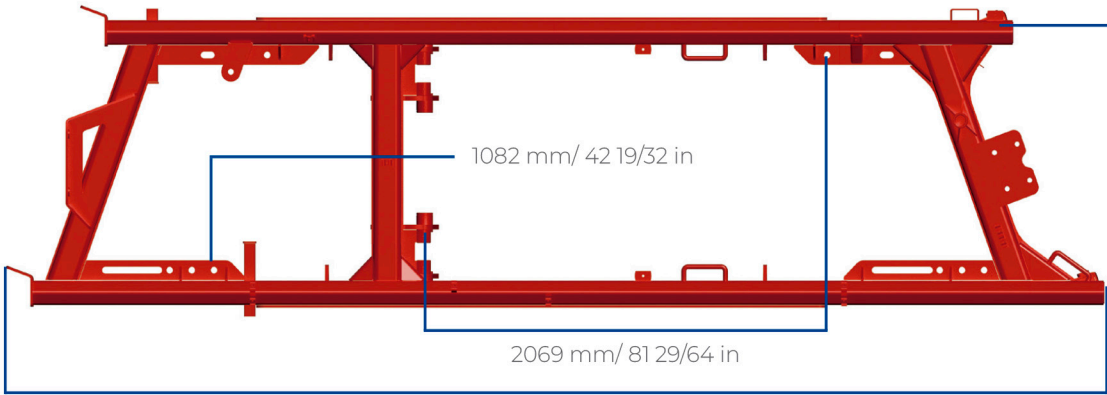
**Heavy - duty wheel hubs:**

Available in 8 and 10 - hole configurations.



**1 7010 Standard Frame**

The 7010 standard model features a specially designed frame to accommodate all transport widths. For models with widths of 52, 56, and 60 discs, the transport width is 15'11" (4855 mm). This model is designed for larger acre farms where frequent movement between different areas is not required.



**2 7010 Narrow Folding Frame**

The narrow model features a specially designed frame to allow for a transport width of 11' 6" (3550 mm) for the 40 and 44 disc models, and 14'5" (4400 mm) for the 48, 52, and 56 disc models. This reduced width facilitates and expedites field transportation.



## TECHNICAL SPECIFICATIONS:

Model	Number of Disc Blades	Transport Width		Working width		Tractor Required (HP)	Cutting width		Net Weight		Dimensions of Disc blades		Weight per Disc	
		ft.in	mm	ft.in	mm		ft.in	mm	Lbs	Kg	Dimensions	Spacing	Lbs	Kg
GCRO 7010 Non Folding	28			12' 1"	3,680	230 - 240	11' 9"	3,620	10,758	4,880	26" x 7,5 mm, 28" x 7,5 mm, 30" x 7,5 mm, 30" x 9,0 mm, 32" x 7,5 mm, 32" x 9,0 mm	270 mm 10.5/8"	384	174
	32			13' 9"	4,190	240 - 250	13' 5"	4,120	11,419	5,180			357	162
	36			15' 5"	4,700	250 - 260	15' 2"	4,625	11,971	5,430			333	151
	40			17' 1"	5,205	260 - 270	16' 8"	5,135	12,125	5,500			304	138
	44			18' 9"	5,715	270 - 280	18' 5"	5,645	13,569	6,155			309	140
	48			20' 5"	6,220	280 - 300	20' 2"	6,150	14,1797	6,440			295	134
GCRO 7010 Folding Wings	40	11' 6"	3,550	17' 1"	5,205	260 - 270	16' 8"	5,135	14,650	6,645			366	166
	44	11' 6"	3,550	18' 9"	5,715	270 - 280	20' 2"	5,645	17,240	7,820			392	178
	48	14' 4"	4,400	20' 5"	6,220	280 - 300	22' 1"	6,150	14,197	6,440			295	134
	52	14' 4"	4,400	22' 1"	6,730	320 - 340	23' 8"	6,730	18,034	8,180			346	157
	56	14' 4"	4,400	23' 9"	7,240	340 - 360	23' 8"	7,240	18,530	8,405			331	150
GCRO 7010 Folding Wing Frame	52	15' 9"	4,855	22' 1"	6,730	320 - 340	22' 1"	6,730	18,034	8,180			346	157
	56	15' 9"	4,855	23' 9"	7,240	340 - 360	23' 8"	7,240	18,530	8,405			331	150
	60	15' 9"	4,855	25' 9"	7,772	360 - 380	25' 5"	7,772	20,768	9,420			346	157
	72	21' 1"	6,425	31' 3"	9,540	420 - 450	31' 3"	9,540	31,129	14,120			432	196
	76	21' 1"	6,425	33'	10,065	450 - 480	33'	10,065	31,581	14,325			414	188
	80	21' 1"	6,425	34' 3"	10,445	480 - 510	34' 3"	10,445	32,529	14,755			406	184

\* The weights above were obtained using Ø 28" x 7.5 mm disc blades.



**MARCHESAN IMPLEMENTOS E MÁQUINAS AGRÍCOLAS TATU S.A.**

Av. Marchesan, 1979 | CEP 15994-900

Phone: +55 (16) 3382.8282 | Matão-SP-Brasil

[www.tatu.ag](http://www.tatu.ag)

